

In this activity you will make a Scottish flag.

You will need :

Blue paper and white paper (ideally tissue paper)



1 sheet of white paper (A4)

Scissors

Glue

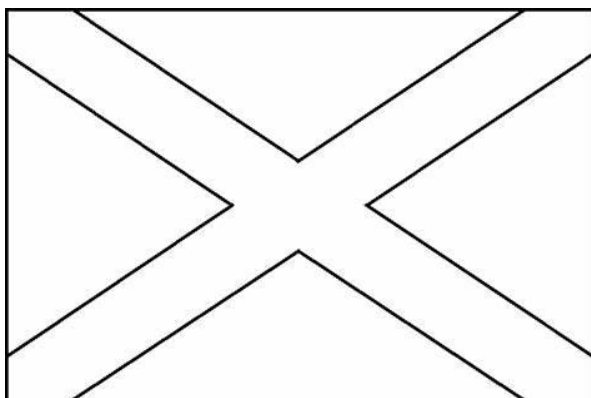
A pencil

Step 1 : Turn your page into landscape



Step 2 : draw a line from the top left to bottom right of the page

Step 3 : draw a line from the bottom left to the top right of the page



Step 4 : cut up your tissue paper



Step 5 : stick your paper onto the sheet, glue the white paper inside the cross and glue the blue paper everywhere else



That's it, now you have your Scottish flag!